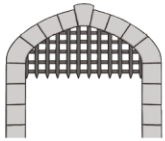



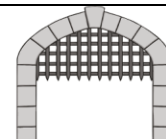
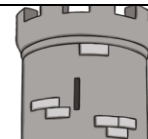
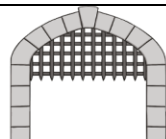
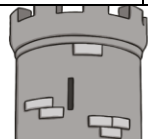
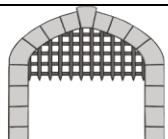

Explore the world:

Open an Atlas or look at a globe. Choose a country, or continent, and find out about castles that are located there. There are castles built all over the World. Can you find out where the oldest, largest and smallest castles are? Look at where castles are built; notice if they are close to rivers or the sea or high on a hilltop or mountain. Explain what you find out and illustrate!



Be Creative:

Create your own coat of arms. Think about the shape and design of your shield and include images that best describe your family and interests. Consider which colours you choose- black for wisdom, green for joy or hope and red or yellow for courage and strength. Include 4 sections on the shield.



Potters' Power Project

Summer Term - Castles

Power Projects are an important way of extending and embedding pupils' learning and vocabulary. They also prepare children for future homework expectations.

The pupils will share their learning on our 'school museum day' on **Wednesday 3rd July**

No more than three pieces of work are expected. If you have any thoughts or questions, please pop in and see us or email: Mrs. Woodley
woodley@crockerton.wilts.sch.uk

Values

British Values and Trust:

Consider what 'trust' means. As one of our core school values, think about how important trust is, in all of our relationships. Write a poem, write a letter or make a badge that you can wear, that shows the importance of trust and how trustworthy you are.

Explore the Past:

You have all learnt so much already about how and why castles were built, and who lived in them.

Take your learning further by finding out about a castle in the UK that we haven't looked at. There are so many! Find out the name of the castle, when it was built, who lived there and where it is. Write some facts and include photos or drawings. Can you locate a castle that was built by William the Conqueror?

STEM Challenges:

Make a suit of armour for a teddy or toy. Which materials would you use to ensure protection? Can you make some small swords or shields that are strong?

Make a model of a castle or Keep. Include a drawbridge, moat, portcullis and battlements. Which other features would you need to include? Use any reclaimed materials that would be suitable!

